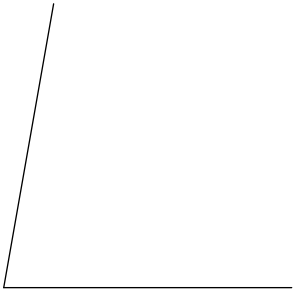


Angles and Their Measures

Date _____ Period _____

Find the measure of each angle to the nearest degree.

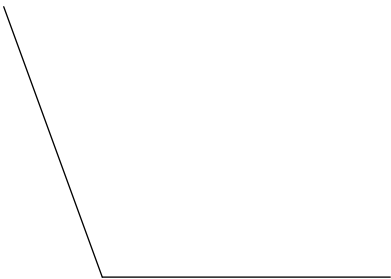
1)



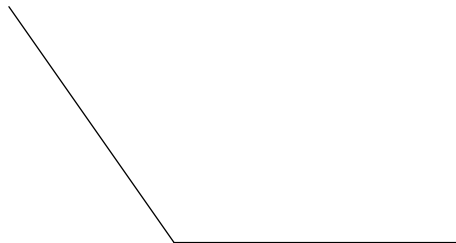
2)



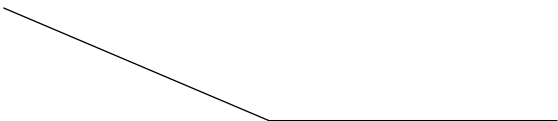
3)



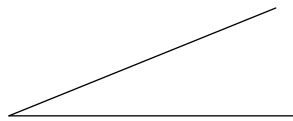
4)



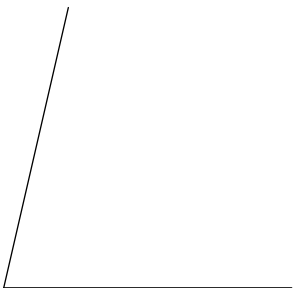
5)



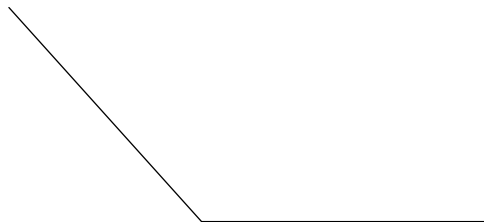
6)



7)



8)



9)



10)



Draw an angle with the given measurement.

11) 90°



12) 70°



13) 120°



14) 105°



15) 31°



16) 166°



17) 144°



18) 53°

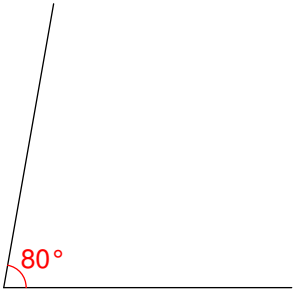


Angles and Their Measures

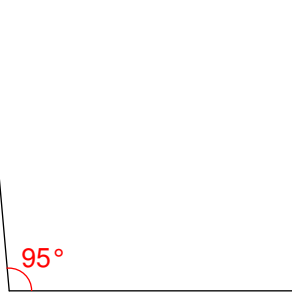
Date _____ Period _____

Find the measure of each angle to the nearest degree.

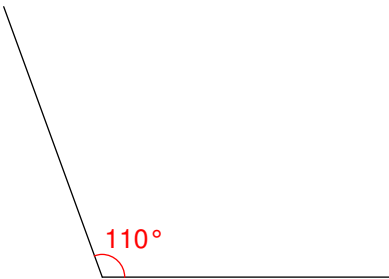
1)



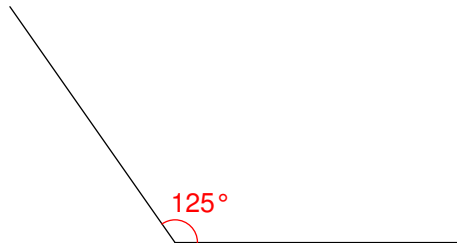
2)



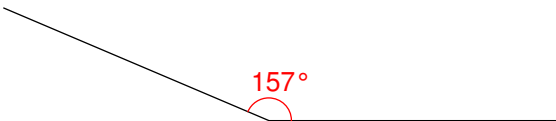
3)



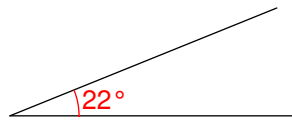
4)



5)



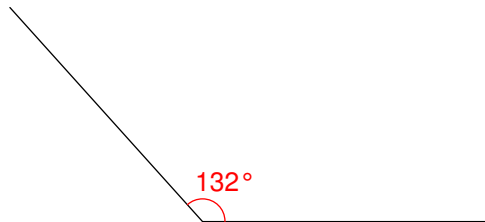
6)



7)



8)



9)




10)




Draw an angle with the given measurement.

11) 90°




12) 70°



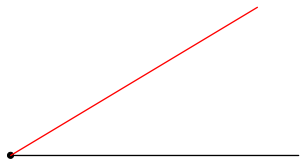
13) 120°



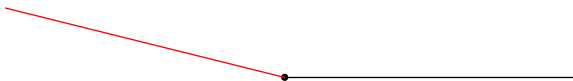
14) 105°



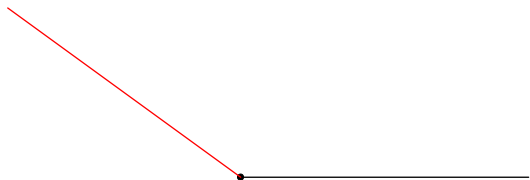
15) 31°



16) 166°



17) 144°



18) 53°

